

**PHILIPS**

Outdoor Lighting

Tango G3 LED Flood



Long-lasting  
brightness and  
energy savings

# Excellent area lighting within your budget



Recreational Sports



Billboard Lighting



Parking Lots

The energy-saving Philips Tango G3 LED Floodlight is the ideal solution for a wide range of area lighting applications. It incorporates the latest LED light sources and optical systems, heat sink and driver into one compact and robust housing that meets globally recognized safety standards. Its specially designed heat sink combines aesthetics and functionality to ensure excellent reliability. Powered by LED technology, this luminaire delivers superior performance and longer lifetime, taking area lighting to a whole new level.

## Applications

- Area lighting
- Industrial areas
- Façade
- Billboard lighting
- Parking lots
- Ports
- Airports
- Driving ranges
- Parks

# Superior lighting in a compact, robust design

**Lighting The Way You Want It** Choose the exact lighting level you want, thanks to a wide range of LED boards and highly flexible Philips LED drivers.

**Control System Support**  
7pin NEMA Receptacle



**High Performing Optics** Lighting delivers maximum application coverage without being obtrusive.

**Discreet and Simple**

Elegant and unobtrusive design allows seamless integration into any environment.



**Efficient LED Thermal Design** Fins on the back ensure good heat dissipation; these create airflow around the housing to prevent dirt from settling on the luminaire.

## Features and benefits

- **More energysavings.** System efficacy up to 130lm/w, which generates more than 50% in energy savings compared to conventional floodlights. Dimmable versions standard.
- **Long-lasting.** Lifetime 50,000 hours at L70.
- **Easy to install.** Factory fitted 0.6 m cable and tool less opening reduces installation and maintenance time.
- **Flexibility.** Optical beam choices (symmetric wide and asymmetric medium and wide) to suit most lighting application needs.
- **Excellent reliability.** Along with the 15KV/KA surge protection, the non-corrosive die-cast aluminum housing and bracket ensure durability when installed in harsh environments.

## Take the next step

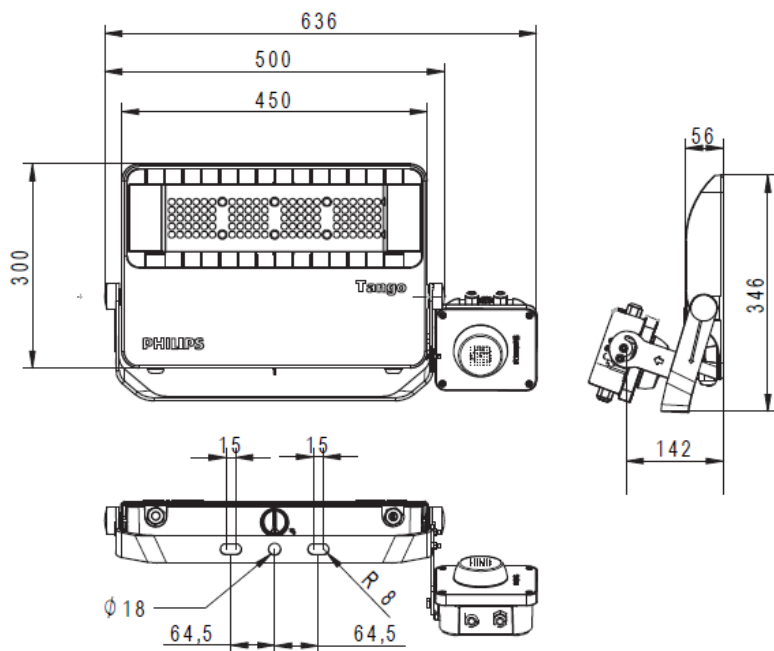
See how Philips Tango G3 LED Floodlight can address your outdoor lighting needs. Contact your local Philips Sales Representative for more information or to schedule a personalized demonstration.

# Product data

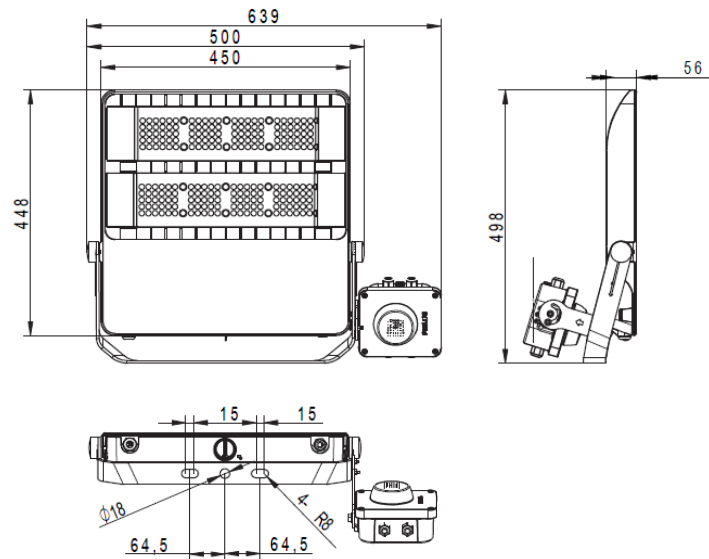
General Characteristics		Ordering Information	
Type	BVP381, BVP382, BVP383, BVP384	<b>BVP381 - Small Size:</b>	
Lifetime	50k hours (L70B50) @ Ta 35deg	824110132601	BVP381 LED65/NW 50W SMB P7 LM6 ANZ
Operation Temperature	-40 to + 50°C	824110132611	BVP381 LED65/NW 50W SWB P7 LM6 ANZ
IP/IK rating		824110132621	BVP381 LED91/NW 70W SMB P7 LM6 ANZ
Certificate	IP66 / IK08	824110132631	BVP381 LED91/NW 70W SWB P7 LM6 ANZ
Housing Color	CB, CE, RoHS, AS/NZS60598	824110132641	BVP381 LED130/NW 100W SWB P7 LM6 ANZ
	RAL9007	<b>BVP382 - Medium Size:</b>	
Technical Characteristics		824110132651	BVP382 LED156/NW 120W SMB P7 LM6 ANZ
System Wattage	BVP381: 50/70/100W BVP382: 120/150/200W BVP383: 100/200W BVP384:360/435W	824110132661	BVP382 LED156/NW 120W SWB P7 LM6 ANZ
System efficacy	BVP381/382: 130Lm/W (NW 4000k)	824110132671	BVP382 LED195/NW 150W SMB P7 LM6 ANZ
		824110132681	BVP382 LED195/NW 150W SWB P7 LM6 ANZ
		824110132691	BVP382 LED260/NW 200W SWB P7 LM6 ANZ
		<b>BVP383 - Large Size:</b>	
		824110132701	BVP383 LED130/NW 100W NB P7 LM6 ANZ
		824110132711	BVP383 LED260/NW 200W NB P7 LM6 ANZ
		<b>BVP382 - X-Large Size:</b>	
		824110132721	BVP384 LED472/NW 360W NB P7 LM6 ANZ
		824110132731	BVP384 LED472/NW 360W SWB P7 LM6 ANZ
		824110132741	BVP384 LED571/NW 435W NB P7 LM6 ANZ
		824110132751	BVP384 LED571/NW 435W SWB P7 LM6 ANZ
System Lumen		Mechanical Characteristics	
	<b>BVP381</b>	Dimensions	BVP381: 636x346x180mm, 6.5Kg BVP382: 639x498x186mm, 9.8Kg BVP383: 729x603x200mm, 15.2Kg BVP384: 735x638x221mm, 22Kg
	50W: 6500lm 70W: 9100lm 100W: 13000lm	Material	Housing made of non-corrosive high pressure aluminium diecast (LM6) with special powder coating. 0.6m flying wire. Anti-dust exposed lenses.
	<b>BVP382</b>	Installation	U-shaped bracket Universal installation Aiming angle scale
	120W: 15600lm 150W: 19500lm 200W: 26000lm	Control System Support	7 Pin NEMA Receptacle
	<b>BVP383</b>		
	100W: 13000lm 200W: 26000lm		
	<b>BVP384</b>		
	360W: 47200lm 435W: 57100lm		
CCT	NW 4000k		
CRI	>70		
SDCM	<=5		
Power factor	0.95		
Optics	SMB Symmetrical medium beam  SWB Symmetrical wide beam  NB Symmetrical Narrow beam		
Dimmable Driver	DALI (1-10V Dim BVP382 LED260)		



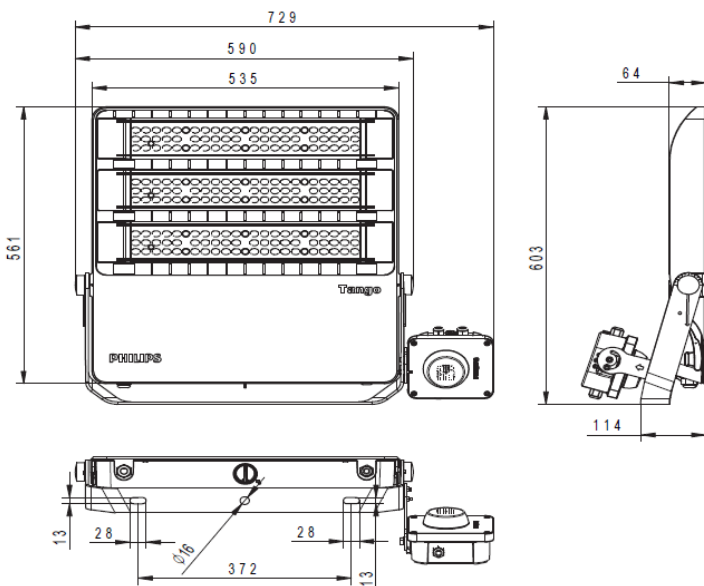
BVP381



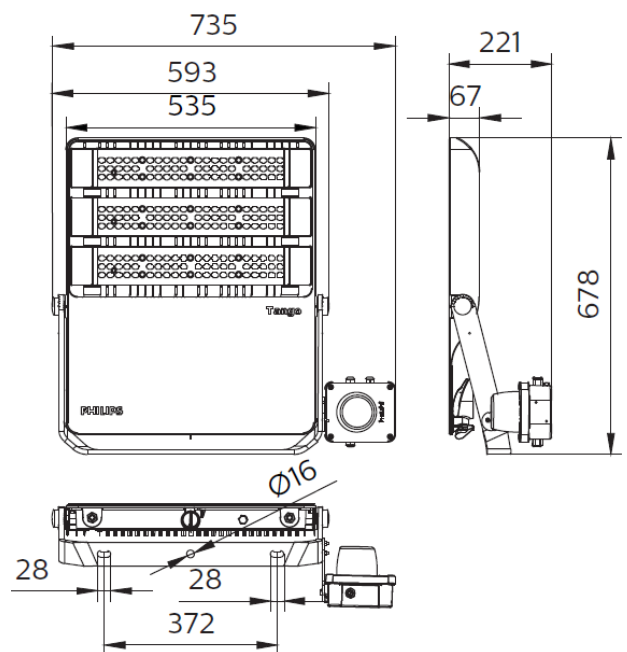
BVP382



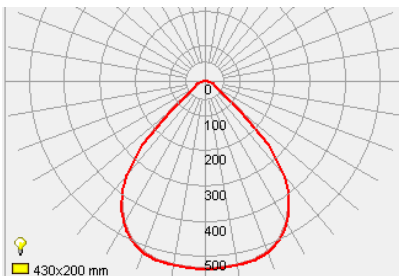
BVP383



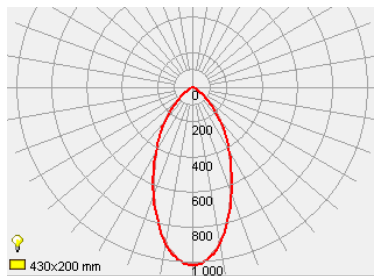
BVP384



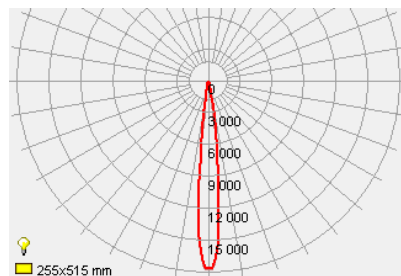
## Polar Curves



SWB



SMB



NB